

Labyrinth Washcloth

Crochet version

- [Labyrinth Washcloth](#)

Knitting patterns

- [42 knit washcloth](#)
- [Black Forest Cake toilet paper roll cover](#)
- [Blink washcloth](#)
- [Braided bulky garter stitch scarf](#)
- [Deathly Hallows Washcloth](#)
- [Diamond Waves Washcloth](#)
- [DW Logo Washcloth](#)
- [Fez Toilet Paper Roll Cover](#)
- [Hands and Cogwheel dishcloth](#)
- [Hands and Cogwheels Stole](#)
- [Labyrinth Washcloth](#)
- [Lacy Dragon Scale Washcloth \(Large Scale\)](#)
- [Lacy Dragon Scale Washcloth \(Small Scale\)](#)
- [Mittens](#)
- [Mini Mittens Ornament](#)



Copyright (c) Denise Plourde. <http://www.irishlace.net>

A three-circuit labyrinth in eyelets. For those days when you're not sure you'll ever reach your goal.

Materials

Worsted weight cotton (sample was made with Lion Cotton in white), about 60 yds

Needles that give you a gauge of 5 st/in. This is if you want to make a standard 9" cloth. If not, use needles that give you a fabric you like with the yarn you use. (The sample was made using US4/3.5mm.)

Yarn needle for weaving in ends


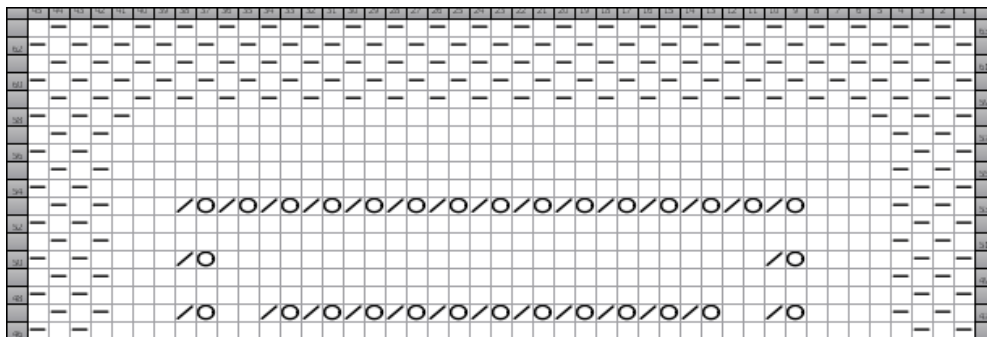
Optional: [Celtic Knot Soap from Eclectic Lady](#)

Please note:

- The graph includes all rows.
- There are two "rest" rows between each eyelet row.
- Click the graph image to see a larger view.

Instructions

In pictures




[Labyrinth](#)

David Bowie, Jenni...

Best Price \$4.99
or Buy New \$17.99



[Privacy Information](#)



[Lily Sugar'n Cream Yarn Yellow](#)

Notions - In Netwo...

Best Price \$7.70
or Buy New \$13.49



[Privacy Information](#)



[Silvalume 11191 Knitting Needles, St...](#)

Coats & Clark

Best Price \$7.19
or Buy New \$7.19



[Privacy Information](#)




[Steel Yarn Needles Size 16 2" 5/Pkg...](#)

Buy New



[Privacy Information](#)

- [Pascal's Arch Washcloth](#)
- [S'mores Toilet Paper Roll Cover](#)
- [Tipsy Triangles Shamrock Washcloth](#)
- [Toilet Paper Roll Cover and Swatchy Doily](#)



Copyright (c) Denise Plourde, <http://www.irishlace.net>

Key	
<input type="checkbox"/>	Knit k (R5) Knit (W5) Purl
<input checked="" type="checkbox"/>	Knit 2 Together k2tog (R5) Knit 2 stitches together (W5) Purl 2 Together
<input type="checkbox"/>	Purl p (R5) Purl (W5) Knit
<input type="checkbox"/>	Yarn Over yo (R5) Yarn Over (W5) Yarn Over

In words

Abbreviations:

- k: knit
- p: purl
- yo: yarn over
- k2tog: knit two stitches together
- p2tog: purl two stitches together

Instructions:

Cast on 45 stitches

Rows 1-5: *k, p, repeat from * to last stitch, k

Row 6 (WS): k, p, k, p, k, p35, k, p, k, p, k
Row 7 (RS): k, p, k, p, k37, p, k, p, k
Row 8 (WS): k, p, k, p39, k, p, k
Row 9 (RS): k, p, k, p, k37, p, k, p, k
Row 10 (WS): k, p, k, p39, k, p, k
Row 11 (RS): k, p, k, p, k4, (yo, k2tog) 9 times, k15, p, k, p, k
Row 12 (WS): k, p, k, p39, k, p, k
Row 13 (RS): k, p, k, p, k37, p, k, p, k
Row 14 (WS): k, p, k, p16, p2tog, yo, p14, p2tog, yo, p5, k, p, k
Row 15 (RS): k, p, k, p, k37, p, k, p, k
Row 16 (WS): k, p, k, p39, k, p, k
Row 17 (RS): k, p, k, p, k4, yo, k2tog, k2, (yo, k2tog) 5 times, k2, yo, k2tog, k2, (yo, k2tog) 5 times, k3, p, k, p, k
Row 18 (WS): k, p, k, p39, k, p, k
Row 19 (RS): k, p, k, p, k37, p, k, p, k
Row 20 (WS): k, p, k, p4, (p2tog, yo, p10) twice, p2tog, yo, p2, p2tog, yo, p5, k, p, k
Row 21 (RS): k, p, k, p, k37, p, k, p, k
Row 22 (WS): k, p, k, p39, k, p, k
Row 23 (RS): k, p, k, p, k4, (yo, k2tog, k2) twice, (yo, k2tog) 9 times, k2, yo, k2tog, k3, p, k, p, k
Row 24 (WS): k, p, k, p39, k, p, k
Row 25 (RS): k, p, k, p, k37, p, k, p, k
Row 26 (WS): k, p, k, p4, p2tog, yo, p2, (p2tog, yo, p6) twice, (p2tog, yo, p2) twice, p2tog, yo, p5, k, p, k
Row 27 (RS): k, p, k, p, k37, p, k, p, k
Row 28 (WS): k, p, k, p39, k, p, k
Row 29 (RS): k, p, k, p, k4, (yo, k2tog, k2) 7 times, yo, k2tog, k3, p, k, p, k
Row 30 (WS): k, p, k, p39, k, p, k
Row 31 (RS): k, p, k, p, k37, p, k, p, k
Row 32 (WS): k, p, k, p4, (p2tog, yo, p2) 7 times, p2tog, yo, p5, k, p, k
Row 33 (RS): k, p, k, p, k37, p, k, p, k
Row 34 (WS): k, p, k, p39, k, p, k
Row 35 (RS): k, p, k, p, k4, (yo, k2tog, k2) 3 times, (yo, k2tog) 3 times, (k2, yo, k2tog) 3 times, k3, p, k, p, k
Row 36 (WS): k, p, k, p39, k, p, k
Row 37 (RS): k, p, k, p, k37, p, k, p, k
Row 38 (WS): k, p, k, p4, (p2tog, yo, p2) twice, p2tog, yo, p10, (p2tog, yo, p2) twice, p2tog, yo, p5, k, p, k
Row 39 (RS): k, p, k, p, k37, p, k, p, k
Row 40 (WS): k, p, k, p39, k, p, k
Row 41 (RS): k, p, k, p, k4, (yo, k2tog, k2) twice, (yo, k2tog) 7 times, (k2, yo, k2tog) twice, k3, p, k, p, k
Row 42 (WS): k, p, k, p39, k, p, k
Row 43 (RS): k, p, k, p, k37, p, k, p, k
Row 44 (WS): k, p, k, p4, p2tog, yo, p2, p2tog, yo, p18, p2tog, yo, p2, p2tog, yo, p5, k, p, k
Row 45 (RS): k, p, k, p, k37, p, k, p, k
Row 46 (WS): k, p, k, p39, k, p, k
Row 47 (RS): k, p, k, p, k4, yo, k2tog, k2, (yo, k2tog) 11 times, k2, yo, k2tog, k3, p, k, p, k
Row 48 (WS): k, p, k, p39, k, p, k
Row 49 (RS): k, p, k, p, k37, p, k, p, k
Row 50 (WS): k, p, k, p4, p2tog, yo, p26, p2tog, yo, p5, k, p, k
Row 51 (RS): k, p, k, p, k37, p, k, p, k
Row 52 (WS): k, p, k, p39, k, p, k
Row 53 (RS): k, p, k, p, k4, (yo, k2tog) 15 times, k3, p, k, p, k
Row 54 (WS): k, p, k, p39, k, p2, k
Row 55 (RS): k, p, k, p, k37, p, k, p, k
Row 56 (WS): k, p, k, p39, k, p2, k
Row 57 (RS): k, p, k, p, k37, p, k, p, k
Row 58 (WS): k, p, k, p, k, p35, k, p, k, p, k
Rows 59-63: *k, p, repeat from * to last stitch, k
 Bind off. Block as desired. (Please note: because all the decreases slant the same way, there will be

some biasing. Blocking will help.)

Created 20120903

Copyright © Denise Plourde, 2005-2011. All rights reserved. Contact: irishlacenet@yahoo.com